



# IPC SHOW JUMPING TACK SHEET 2022

To be read by D.C.'s, Trainers, Parents and Competitors

It is the responsibility of competitors to ensure the correct tack is used in conjunction with 2022 Rules. All tack should be properly maintained, correctly fitted & clean when presented for Tack Inspection.

If a Tack Steward finds any gadget/bit or piece of saddlery that in his/her opinion is cruel, the Chief Steward, who has absolute discretion to forbid its use and to ban the respective animal from competition, will be called.

Saddlery, which is not allowed for competition, may not, upon penalty of elimination, be worn on the day of competition. Actions deemed cruel will eliminate the combination of horse & rider.

Competitor only, may school & ride their horse at competitions.

<b>Bridles:</b>	Plain leather preferred. Synthetic bridles must be brown/black. Micklem bridle allowed. Bit must be attached with leather strap.
Double bridle	Permitted for Intermediate and Members only.
Browbands	Plain leather only.
Reins	Plastic or nylon must have a leather insert at buckle. Lungeing in side reins is permitted but no other gadgets are allowed. Running/draw/check are forbidden. No clips attaching reins to bit.
Bitguards	If used must be smooth.
Hackamores/ Bitless bridles	Not allowed.
Blinkers &/or Sheepskin cheek pieces:	Not allowed.
<b>Breastplates</b>	Allowed
<b>Martingales</b>	Only running martingales are allowed. Rubber/leather stops to be fitted on reins and neckstrap. Standing martingale not allowed.
<b>Saddles</b>	Black or brown of plain English type, with full tree and two (or more) buckled girth strap. Synthetic saddles allowed. No coloured saddles, no felt saddles.
<b>Pinch Boots</b>	Not allowed.
<b>Stirrups</b>	Solid stirrups including Flexie stirrups allowed. Stirrups must fit correctly. 1 cm space on either side of the foot. Point of stirrup bar must be down. Safety stirrups allowed for U12

competitions. Must be fitted with peacock leathers and correct rubber bands. Free jump stirrup allowed. Magnetic stirrups not allowed.

## **Numnahs/Saddle cloths/pads** if used –

Ideally white, brown or black which can have the same color piping as the pad. They may contain the Branch logo. Branch name allowed. Branded pads can only be used if displaying the current competition sponsor. Square pads allowed however those following the line of the saddle look smarter in Show Jumping and Cross Country.

## **Studs**

Care should be taken when using studs.

## **Spurs** –

Blunt only, made of metal without rowels or sharp edges. If curved, the curve must be downward and the shank straight back. Impulse/soft touch spurs allowed. Off-set spurs not allowed. U.12 not allowed to wear spurs. Metal spurs with rubber rowels and easy spurs allowed. Open/Intermediate – 3.5cm Junior – 2cm (75cm maximum) Must have flap on end.

## **Whips**

**Show Jumping Bits:** Must not be cruel or dangerous at the discretion of the Tack Inspector / Chief Steward.

No leather or wooden mouth-pieces allowed. Additional covering on any part not allowed.

Optional except that

- Elevators are not allowed.
- Two ring Snaffle allowed. Three ring gag if used fitted with two reins in first ring and any other or a single rein to a rounding attached to first and third ring. For Junior and U12 a single rein in any ring or by a rounding attached to first and third ring. Cheltenham gag allowed with two reins Junior and U12 with a single rein. Tom Thumb allowed.

**Boots/bandages** – must be well secured and ideally bandages secured by sewing or tape.



# IPC SHOW JUMPING TACK SHEET 2022

To be read by D.C.'s, Trainers, Parents and Competitors

## GENERAL RULES & INFORMATION FOR RIDER'S TURN OUT & SAFETY

**HATS** - Only Hat/Skull Caps to PAS 015 with BSI Kitemark or ASTM F1163 with SEI

or Snell E2001 with official Snell label

or VG1 with BSI Kitemark or

AS/NZ 3838 (1998), (2003) or (2006) are allowed.

All hats must bear the CE mark and either BSI Kitemark or the SEI Global symbol.

Please note the PAS 015: 1998 or 2011 and the Snell E2001 meet higher impact criteria and therefore give more protection.

**Chin Straps** - Must be fastened at all times when mounted (on penalty of elimination).

**Hair Nets** - Long hair must be tied-up in hair net.

**Body Protectors** – BETA Level 3 (purple) 2009

Standard or any later revision - correctly fitted (2cm below rib cage) must be worn in show jumping training & competition.

**Air Jackets** - When an air jacket inflates the sudden noise startles horses in the immediate vicinity thereby causing difficulties for the other members of a ride if used for group ride in a confined area, e.g. an indoor school or outdoor ménage, air jackets are therefore discouraged for group rides. Must only be used in addition to a normal body protector. Air jackets must not be worn under any item of clothing, and number bibs should be fitted loosely or with elasticated

fastenings over the air jacket.

**Medical armbands** - Recommended. Photo identification required on Medical armbands. **Body-rings/studs/Jewellery/Buttonholes** - are forbidden.

**Stocks** with appropriate shirt or top allowed.

**Pony Club Tie** – Must be worn with a shirt with a full collar.

**Jodhpurs/Breeches** – only cream/white/beige.

**Gaiters:** If worn must be black or brown leather polished (not suede), with matching boots. Suede allowed for U. 12's.

**Sweatshirts** Branch colour (one colour only) or black or navy over body protectors are permissible for show jumping phase for u.12, junior and intermediate. Long sleeves required. No riding in hoodies.




**Seniors must wear tweed, black, navy or grey jackets only for SJ**

**Competitors must be correctly dressed for course walk.**

**Devices:** Electronic devices are not allowed in competition.

No recording device is permitted e.g. hat cameras as they may have a negative effect on the performance of the hat in the event of a fall.

## IPC TACK SHEET SUMMARY SHOW JUMPING 2022

RIDER										
  	HAT PAS 015 with BSI or Snell 2001 or ASTM F1163 with SEI or VG 1 with BSI or AS/NZ 3838	SKULL CAP PAS 015 with BSI or Snell 2001 or ASTM F1163 with SEI or VG 1 with BSI or AS/NZ 3838	BODY PROTEC- TOR BETA Level 3 2009 or above	GLOVES	STOCK OR IPC TIE	SHIRT Only Collared shirt	WHIPS	SPURS Jnr/Int 2cm Snr 3.5 cm Metal with curve pointed down ward. Easy spurs allowed. Under 12's not allowed use spurs.	COLOURS	MEDICAL ARM- BAND WITH PHOTO
SJ	✓	✓	C	R	C		75cm	✓	X	R
CT SJ	✓	✓	C	C	C		75cm	✓	X	R
Ev. SJ	✓	✓	C	R	C		75cm	✓	X	R
HORSE										
BRIDLE (leather recommended) If using synthetic fibre, recommended leather insert at rein buckle end			NOSEBAND			MART -IN GALE	GIRTHS Min. of two buckles	BOOTS OR BAND- AGES	SUR- CINGLE	
	Snaffle	Pelham	Double – Members only	Cavesson Drop/Flash Grackle	Sheepskin	Kineton	Running / Irish			
	✓	✓	✓	✓	✓	✓	✓	C	✓	✓
Key to symbols: ✓=permitted, X=forbidden, C=compulsory, R=recommended										